

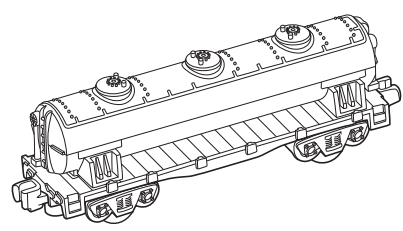
| | | | |
|-------------------------------------|------------------------------|---------------------------|---------------------------|
| JAKKS Pacific | | Product Line: Train World | Minimum Packaging Spec.:- |
| | | Studio: HK in house | |
| Customer: US | Vendor: Unitech | | |
| Item No.: 48630 (44934) | Version: US | Revision: R1 | |
| Description: | Train Pack Instruction Sheet | | |
| Color(s): 1C + PMS 185 M | Coating: x | | |
| Dimension (Width x Height x Depth): | 148.5mm W x 210mm H | | |
| Document Artboard Size: | x | | |

4+  ITEM NO. 48630

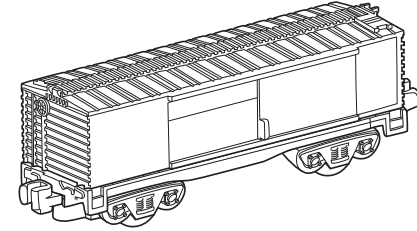
POWER TRAINS

COLLECT >>> CONNECT >>> EXPAND

ANIMAL PACK*
CONTENTS



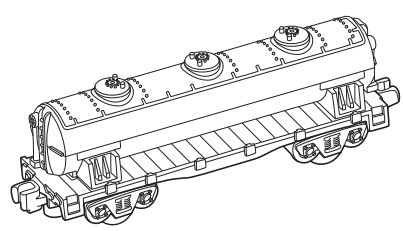
TANKER CAR



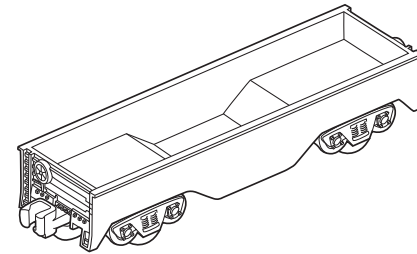
BOX CAR



SPORTS PACK*
CONTENTS



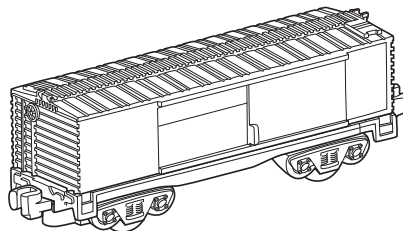
TANKER CAR



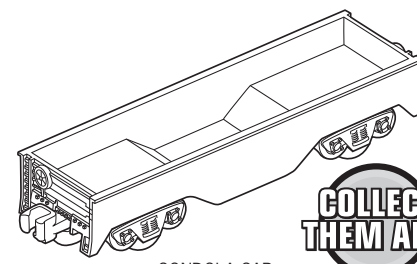
GONDOLA CAR



GRAFFITI PACK*
CONTENTS



BOX CAR



GONDOLA CAR

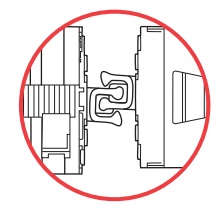
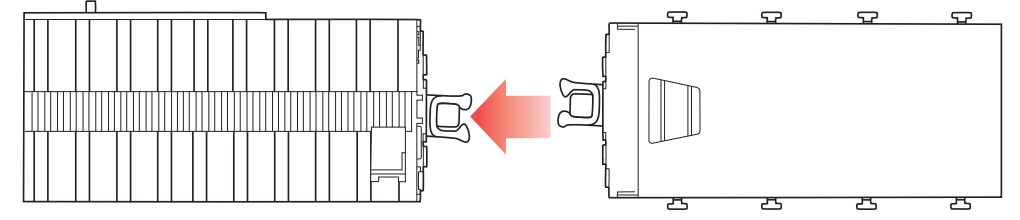


*Packs sold separately.

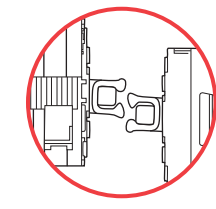


OPERATION

1 Press train cars together to couple. Pull apart to uncouple.



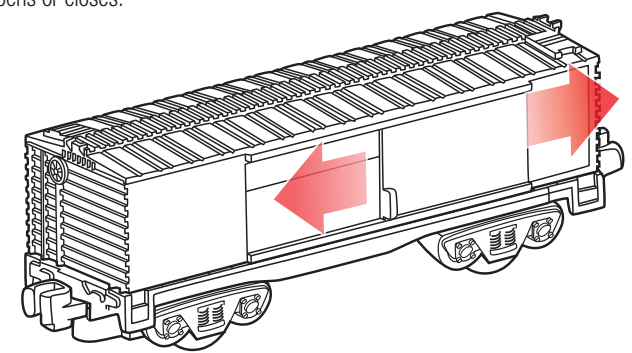
CORRECT



INCORRECT

NOTE: Use on a flat clean surface or on Power Trains™ tracks (sold separately). **DO NOT** use on carpets!

2 Box car door opens or closes.



TM & © 2012 Manufactured by JAKKS Pacific, Inc., 22619 PCH, Malibu, CA 90265 U.S.A.
JAKKS Pacific UK Ltd., 5 Queens Square, Lyndhurst Rd., Ascot, Berkshire SL5 9ED U.K.

MADE IN CHINA

Contents may vary in style, color, shape and decoration from images shown on package or in advertising.
Questions or comments? www.jakks.com, consumers@jakks.com or 1-877-875-2557 in North America or 01344 638909 in the United Kingdom.
Retain packaging and instructions since they contain important information.



www.powertrainstoys.com



P1 Cover



P2 Back Side