

Product Line: Train World		Minimum Packaging Spec:-	
Studio: HK in house			
Customer: US	Vendor: Unitech		
Item No.: 48636 (44736)	Version: US	Revision: R1	
Description: Track Pack Instruction Sheet			
Color(s): 1C + PMS 185 M	Coating: x		
Dimension (Width x Height x Depth): 148.5mm W x 210mm H			
Document Artboard Size: x			

4+

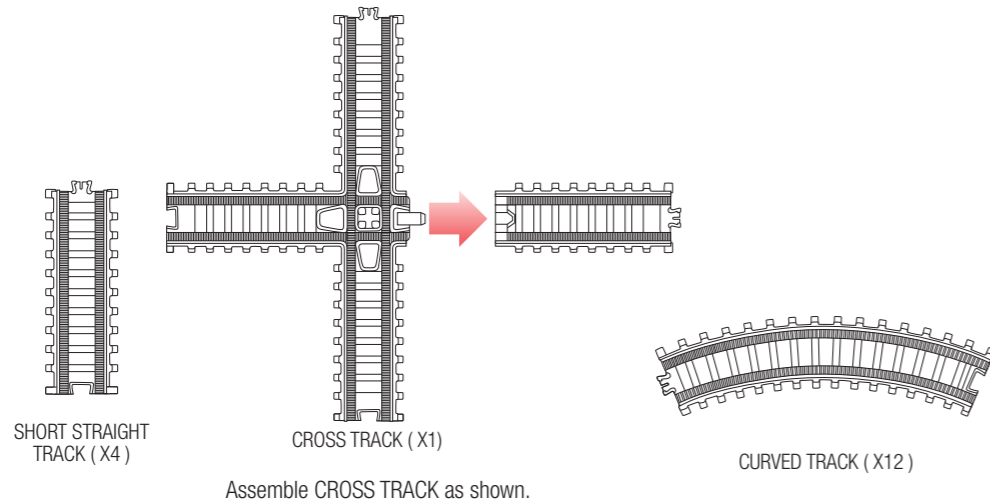


ITEM NO. 48636

POWER TRAINS

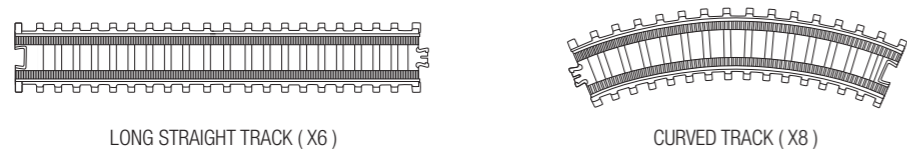
COLLECT >>> CONNECT >>> EXPAND

FIGURE 8 TRACK PACK* CONTENTS



OR

OVAL TRACK PACK* CONTENTS

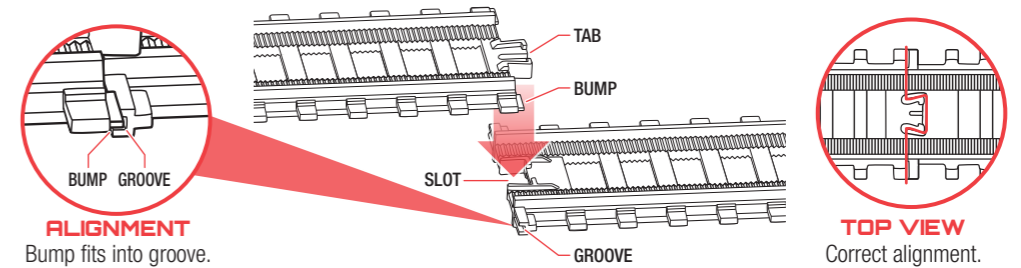


*Packs sold separately.

P1 Cover

OPERATION

1 Slide the TAB of one track into the SLOT of another track to connect.



2 Set your train cars (sold separately) on the track as shown.

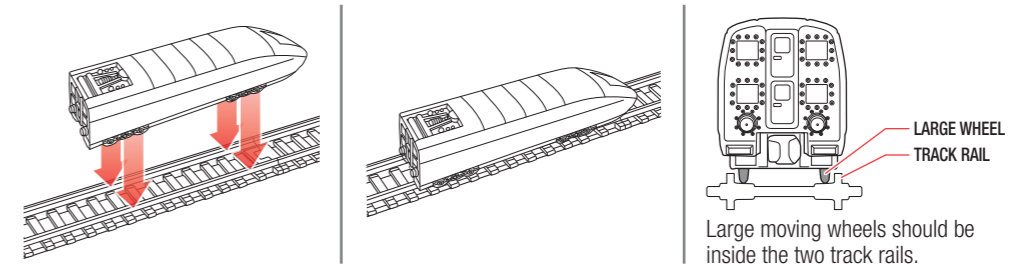




FIGURE 8 TRACK PACK Suggested layout.



OVAL TRACK PACK Suggested layout.



Buy more Track Packs to build even bigger layouts!

TM & © 2012 Manufactured by JAKKS Pacific, Inc., 22619 PCH, Malibu, CA 90265 U.S.A.
JAKKS Pacific UK Ltd., 5 Queens Square, Lyndhurst Rd., Ascot, Berkshire SL5 9ED U.K.

MADE IN CHINA

Contents may vary in style, color, shape and decoration from images shown on package or in advertising.
Questions or comments? www.jakks.com, consumers@jakks.com or 1-877-875-2557 in North America or 01344 638909 in the United Kingdom.
Retain packaging and instructions since they contain important information.



www.powertrainstoy.com

P2 Back Side