

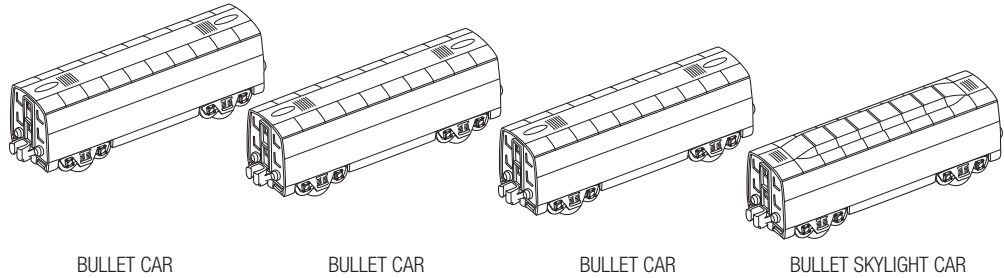
JAKKS Pacific		Product Line: Train World	Minimum Packaging Spec.:-
Customer: US	Vendor: Unitech	Studio: HK in house	
Item No.: 48633 (44735)	Version: US	Revision: R1	
Description: Train Pack Instruction Sheet			
Color(s): 1C + PMS 185 M	Coating: x		
Dimension (Width x Height x Depth): 148.5mm W x 210mm H			
Document Artboard Size: x			

4+  ITEM NO. 48633

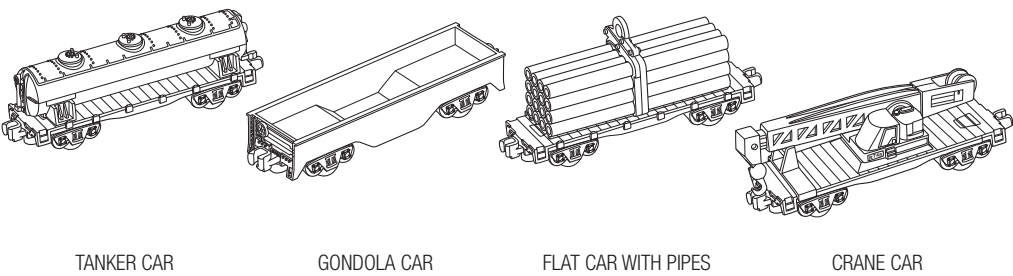
POWER TRAINS

COLLECT >>> CONNECT >>> EXPAND

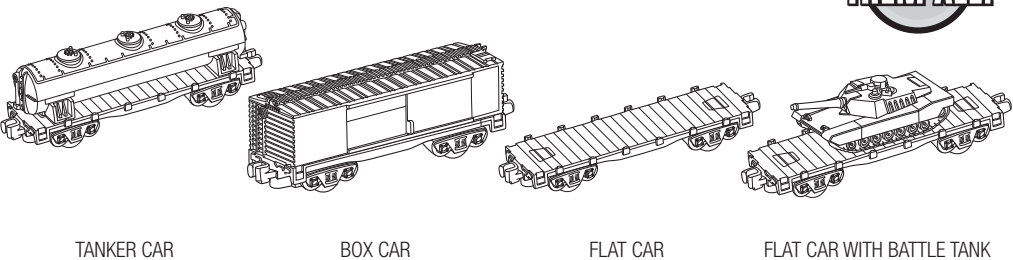
BULLET PACK*
CONTENTS



INDUSTRIAL PACK*
CONTENTS



MILITARY PACK*
CONTENTS

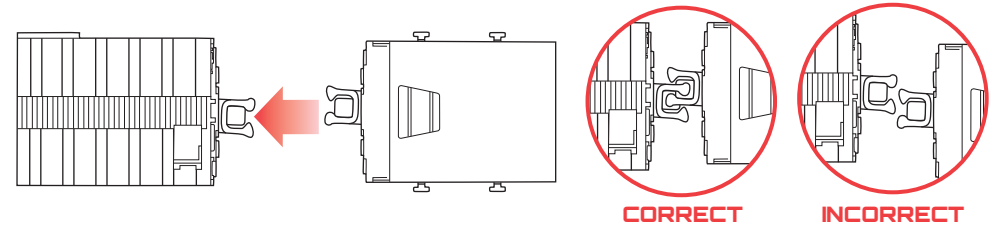


*Packs sold separately.



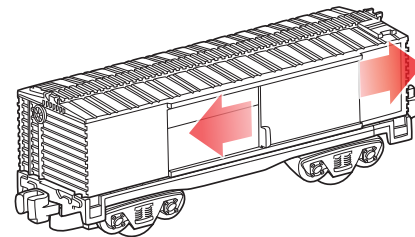
OPERATION

1 Press train cars together to couple. Pull apart to uncouple.

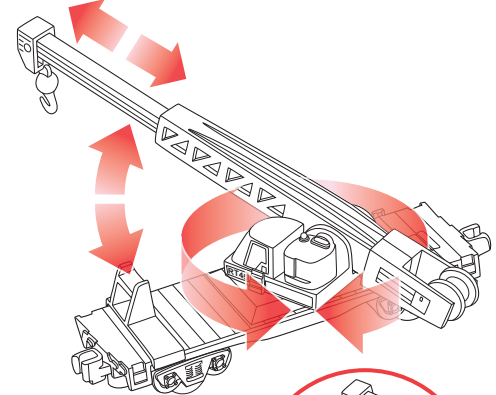


NOTE: Use on a flat clean surface or on Power Trains™ tracks (sold separately). **DO NOT** use on carpets!

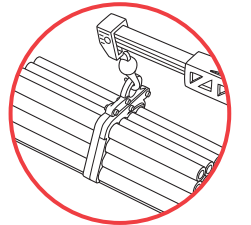
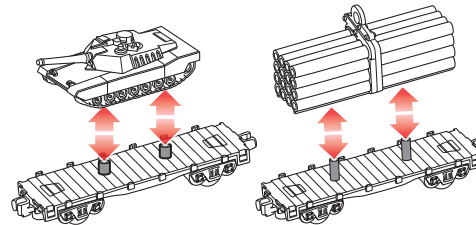
2 Box car door opens or closes.



3 Crane moves up and down, in and out and swivels.



4 Battle tank and construction pipes can be removed from, or inserted onto, flat cars.



Pick up cargo with crane.

TM & © 2012 Manufactured by JAKKS Pacific, Inc., 22619 PCH, Malibu, CA 90265 U.S.A.
JAKKS Pacific UK Ltd., 5 Queens Square, Lyndhurst Rd., Ascot, Berkshire SL5 9ED U.K.

MADE IN CHINA

Contents may vary in style, color, shape and decoration from images shown on package or in advertising.
Questions or comments? www.jakks.com, consumers@jakks.com or 1-877-875-2557 in North America or 01344 638909 in the United Kingdom.
Retain packaging and instructions since they contain important information.



www.powertrainstoy.com